






The Needs

TOP NEEDS:

-  Housing Assistance (117)
-  Utility Assistance (83)
-  Food Assistance (58)
-  Income Support & Public Assistance (55)
-  Health Care (46)

TOP UNMET NEEDS:

-  Homeless Shelter (12)
-  Food Pantries (7)
-  Home Maintenance (6)
-  Rental Deposit Assistance (4)
-  Automotive Repair (3)

TOP REFERRAL AGENCIES:


Quiet Knight
Brightpoint
Pleasant Township Trustee
Salvation Army
Division of Family Resources

Total number of unmet needs: **114**

*Unmet needs are recorded when there are no existing resources, or when a person is ineligible or refuses to utilize existing resources.

The People





Calls by Age:



Sources of Income:

- 42%** Social Security
- 37%** Employment
- 11%** None
- 7%** Other

Top Cities:

-  Angola
-  Fremont
-  Hudson
-  Hamilton
-  Pleasant Lake



The Numbers

- 413** Total calls handled
- 224** Total web searches
- 827** Total Number of Referrals

- 56%** Number of First-time callers
- 41** Number of Homeless Calls
- 382** Number of Healthcare Asks
- 373** Number of SNAP Asks