



## The Needs

### TOP NEEDS:

-  Tax Preparation Assistance (39)
-  Health Care (19)
-  Utility Payment Assistance (17)
-  Housing Search and Information (14)
-  Food Assistance (10)

### TOP UNMET NEEDS\*:

-  Food Assistance (4)
-  Homeless Shelter (4)
-  Tax Preparation Assistance (4)
-  Electric Payment Assistance (2)
-  Home Maintenance and Minor Repair Services (2)

### TOP REFERRAL AGENCIES:


Volunteer Income Tax Assistance (VITA)  
Real Services  
Indiana Housing Now  
Division of Family Resources  
Center Township Trustee

Total number of unmet needs\*: **39**

\*Unmet needs are recorded when there are no existing resources, or when a person is ineligible or refuses to utilize existing resources.

## The People

### Calls by Age:



### Sources of Income:

- 32%** Social Security
- 25%** Employment
- 13%** None
- 9%** Other

### Top Cities:

-  Plymouth
-  Walkerton
-  Bremen
-  Bourbon



## The Numbers

**117** Total Calls Handled

**220** Total Number of Referrals

**38%** Number of First-time Callers

**9** Number of Homeless Calls

**106** Number of SNAP Asks

**39** Number of Web Hits